













# BJP18100 BALL JOINT PRESS APPLICATION CHART

## BALL JOINT PRESS

### BJP18100

													
Ford													
2010-2016 250/350	Remove	LP	UP					UR	LR				
	Install			UI	LI			UR LR					
2017-2017 250/350	Remove	LP	UP					UR	LR				
	Install			UI		LI		UR LR					
2015-2017 450/550	Remove	LP	UP						UR		LR		
	Install					LI		UR	LI	LR			
DODGE													
2000-2013 2500/3500	Remove		UP LP					UR LR					
	Install				UI		LI	UR LR					
2014-2017 2500/3500	Remove		UP LP					UR LR					
	Install				UI		LI	UR LR					
GM													
2007-2012 4500/5500 KODIAK/TOPKICK GMT	Remove	LP						UR			LR		
	Install				UI			UR	LI	LR			

**U** - Upper Joint      **I** - Installer Pusher  
**L** - Lower Joint      **R** - Receiver Cup  
**P** - Removal Pusher



**SERVICE. TRUST. RESULTS®**

©2017 Matco Tools. 1703203 All Rights Reserved Matco Tools® and their respective logos are trademarks or registered trademarks of Matco Tools Corporation in the United States and in other countries.

For more information, talk to your Matco Tools Distributor  
or call Matco Customer Service at 866.289.8665



www.matcotools.com